

**NEW!**  
Featured at  
IMTS '08

## Abrasive Cutting Nozzle AUTOLINE™ PRO

### High Speed, Self-aligning, Cutting Nozzle

Independent tests prove the KMT AUTOLINE™ Series of Abrasive Cutting Nozzles cut faster and at a lower cost than any other nozzle. The *Next Generation* of the AUTOLINE™ Series, the AUTOLINE™ PRO, is designed to provide the ultimate in cutting efficiency at 90,000 PSI/6.200 bar, while maintaining ease of use and exacting performance.

#### New, Simplified Modular Design

The new 90,000 PSI/6.200 bar AUTOLINE™ PRO has the same modular design and components found in the KMT AUTOLINE II™. Like the original KMT AUTOLINE™, all wear components can be changed individually, as needed, allowing maximum efficiency. In all abrasive cutting heads, there are three areas of wear: the orifice, the mixing chamber, and the focusing tube. The AUTOLINE™ enables the individual replacement of any wear component, maximizing efficiency to achieve the lowest operating cost.



#### Simple, Self-aligning Components

The self-aligning components of the KMT AUTOLINE™ PRO provide true, perfect alignment to extend the life of focusing tubes and mixing chambers. Everyone *claims* alignment, however, only the precision finish of the orifices in the AUTOLINE™ series enable true precision alignment---even at pressures up to 90,000 PSI! Focusing tubes last longer and wear evenly in an aligned cutting head.

#### Proven to be Best

Independent tests have shown that the KMT AUTOLINE™ design is the ultimate in efficiency and has the lowest operating cost. Tests performed by the University of Missouri-Science & Technology showed that the AUTOLINE™ design achieved the best overall cutting performance for speed and efficiency. Fast cutting and low abrasive consumption helped it to win the top position. Of course, if you're more interested in speed than efficiency, the orifice can be replaced with a larger size with just a quarter turn of the insert body.

The net result is an outstanding nozzle that delivers a sharper, more coherent, cutting stream for faster cutting while using less abrasive. The new KMT AUTOLINE™ PRO is the best, most precise option.




*Team up the KMT AUTOLINE™ PRO Abrasive Cutting Nozzle with the Streamline™ PRO 90,000 PSI/6.200 bar pump for increased cutting speeds and increased productivity!*



#### The KMT Waterjet Family of Products

The AUTOLINE™ PRO abrasive cutting nozzle was designed to work with the KMT STREAMLINE™ PRO line of pumps. This *Next Generation* of pump is available in 90,000 PSI/6.200 bar to achieve greater cutting speeds and increase productivity.

Please call to discuss your applications or to receive more information on any high pressure component. KMT Waterjet has a network of trained OEM's and certified technicians available to provide Cutting Edge Solutions.



## Summary of Features

- **Wear Insert** - Larger and relocated for visibility and easy access.
- **Same Interior Geometries** - High performance cutting with very efficient abrasive usage.
- **Easy Orifice Change** - No tools required.
- **Weep Hole Indicator** - Shows when orifice needs to be tightened further, eliminating over-tightening to protect both the orifice and the nozzle tube.
- **Re-designed Knob** - T-Knob designed for easy focusing tube tightening and dis-assembling.
- **Angled Abrasive Inlet** - Inlet is mounted an angle which allows for a faster abrasive flow.
- **Easier Hose Attachment** - Abrasive feed hose slips over inlet for easier visual attachment.

## KMT ULTRA HIGH PRESSURE COMPONENTS

*KMT supplies a full line of ultra high pressure pumps, components and parts.*

### Streamline™ PRO 90,000 PSI Pump

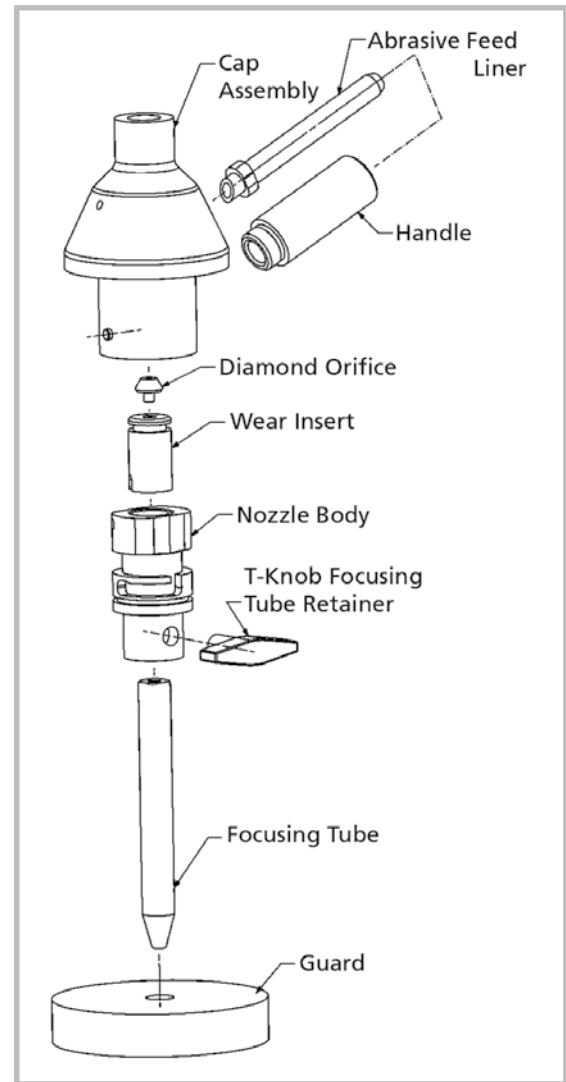
KMT Waterjet Systems Inc. introduces the *Next Generation* of waterjet pumps, an ultra high pressure (UHP) 90,000 PSI/6.200 bar pump. The KMT Streamline™ PRO UHP pump is the solution for manufacturers requiring performance and exceptional value.

**Increase Speed,  
Increase Productivity!**



### PSC (Precision System Components) 100,000 PSI Replacement Parts

KMT supplies a full line of ultra high pressure elbows, tees and fittings rated to 100,000 PSI/6.900 bar and ideal for use with the KMT Streamline™ PRO pump and other high pressure applications.



**KMT Waterjet Systems Inc.**

635 W. 12th Street • P.O. Box 231 • Baxter Springs, KS 66713  
Tel.: 1-620-856-2151 • Fax: 1-620-856-5050  
[www.kmtwaterjet.com](http://www.kmtwaterjet.com) • [sales@kmtgroup.com](mailto:sales@kmtgroup.com)

